

the digitalproject

# Project Hub P3M

Strategic Portfolio Management software designed to empower business leaders to maximise investment, and execute against strategy.

Powered by  
 Microsoft

## Welcome to Project Hub P3M

Track the performance of your projects, programs and portfolios everyday.

[All Portfolios](#)

Project Budget  
**\$120,011,766**



Project Forecast  
**\$117,488,194**



Project Actuals  
**\$25,512,194**

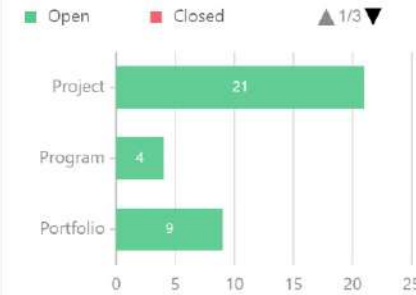


Variance to Forecast  
**\$-2,523,572**

### Cost Performance



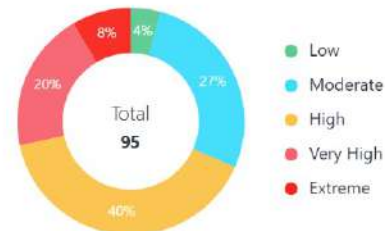
### Overall Status



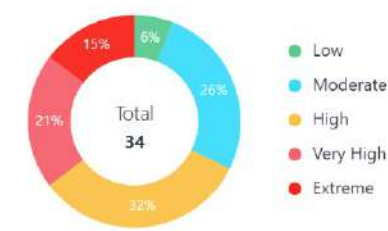
### Overall Health



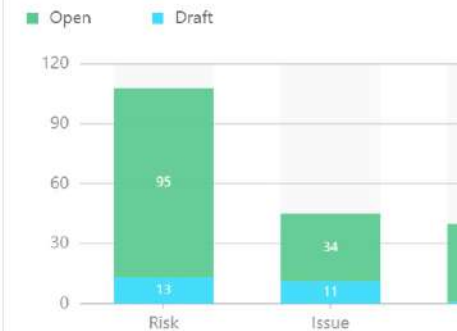
### Open Risks by Rating



### Open Issues by Rating



### Project Controls Status





# The Project world is changing, and moving towards strategic portfolio management..





# Project Hub P3M

A Microsoft Power App solution designed for project, program and portfolio management teams.

Rich in features and functionality – and ready to deploy in your Microsoft Office 365 Ecosystem within Dataverse.

Powered By:



Microsoft model-driven Power App



Microsoft Project, and for the Web

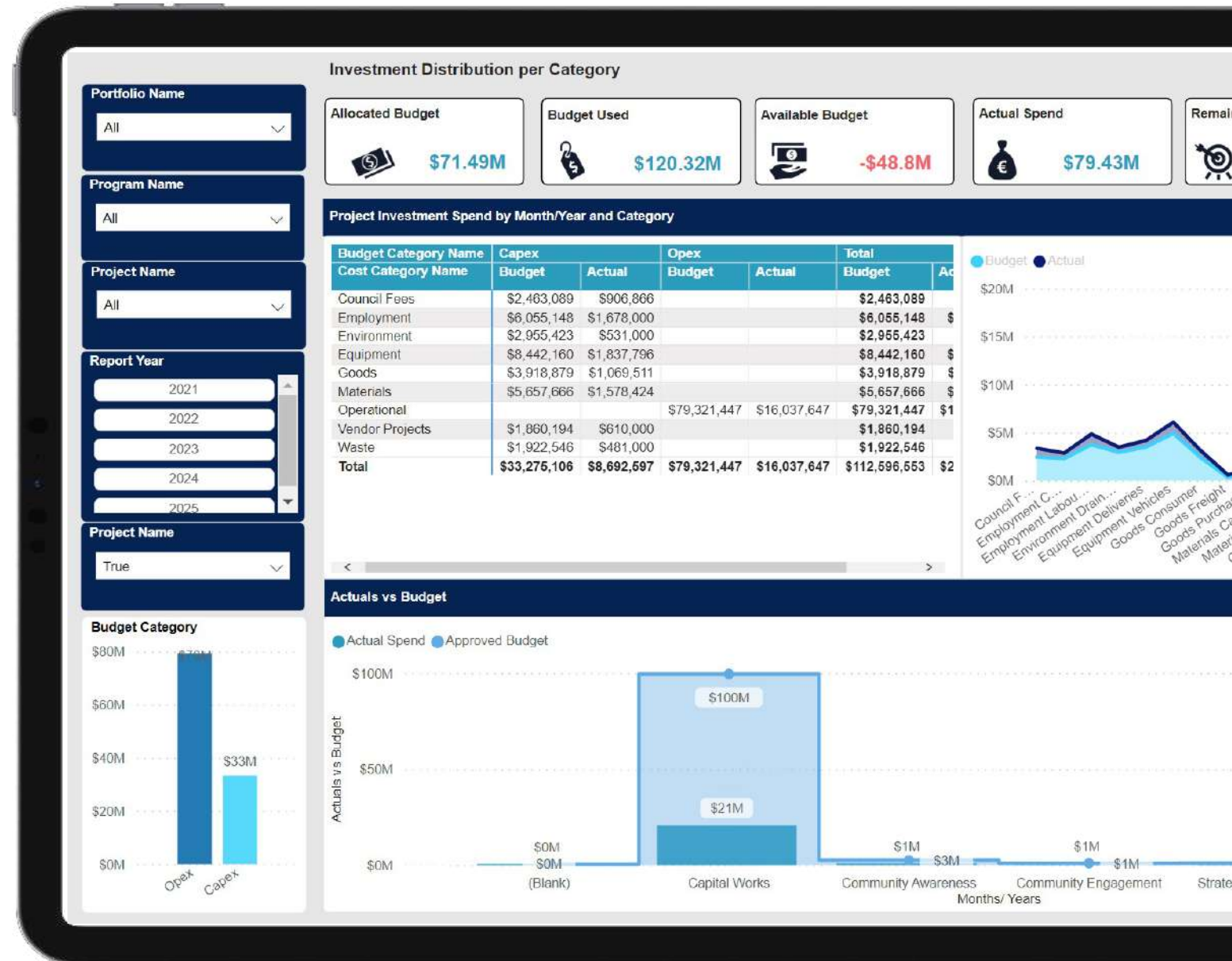


Microsoft Power BI Reporting Insights



Microsoft SharePoint Document Management

**100% Hosted within your Microsoft Ecosystem, and ready to deploy within 1 working day**





# Ready to support every industry to manage project delivery



**Government**



**Health**



**Education**



**Utilities**



**Transportation**



**Financial Services**



**ICT Engineering**



**Commercial**



# Connecting everyone together in one platform



Executives



Business Leaders



CFO's



Workforce Managers



Risk Managers



Portfolio Directors



Program Managers



Project Managers



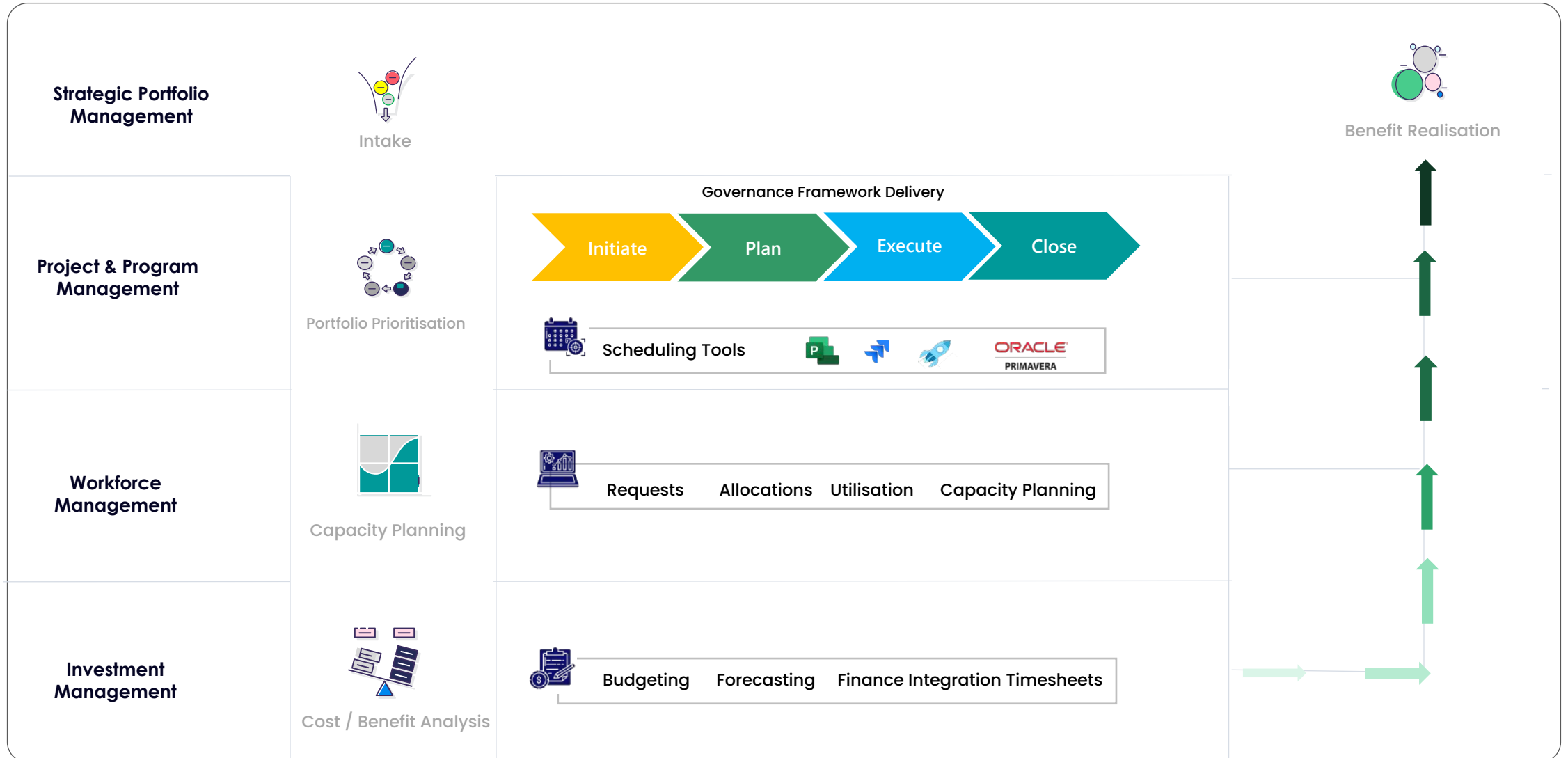
Team Members



Front Line Workers

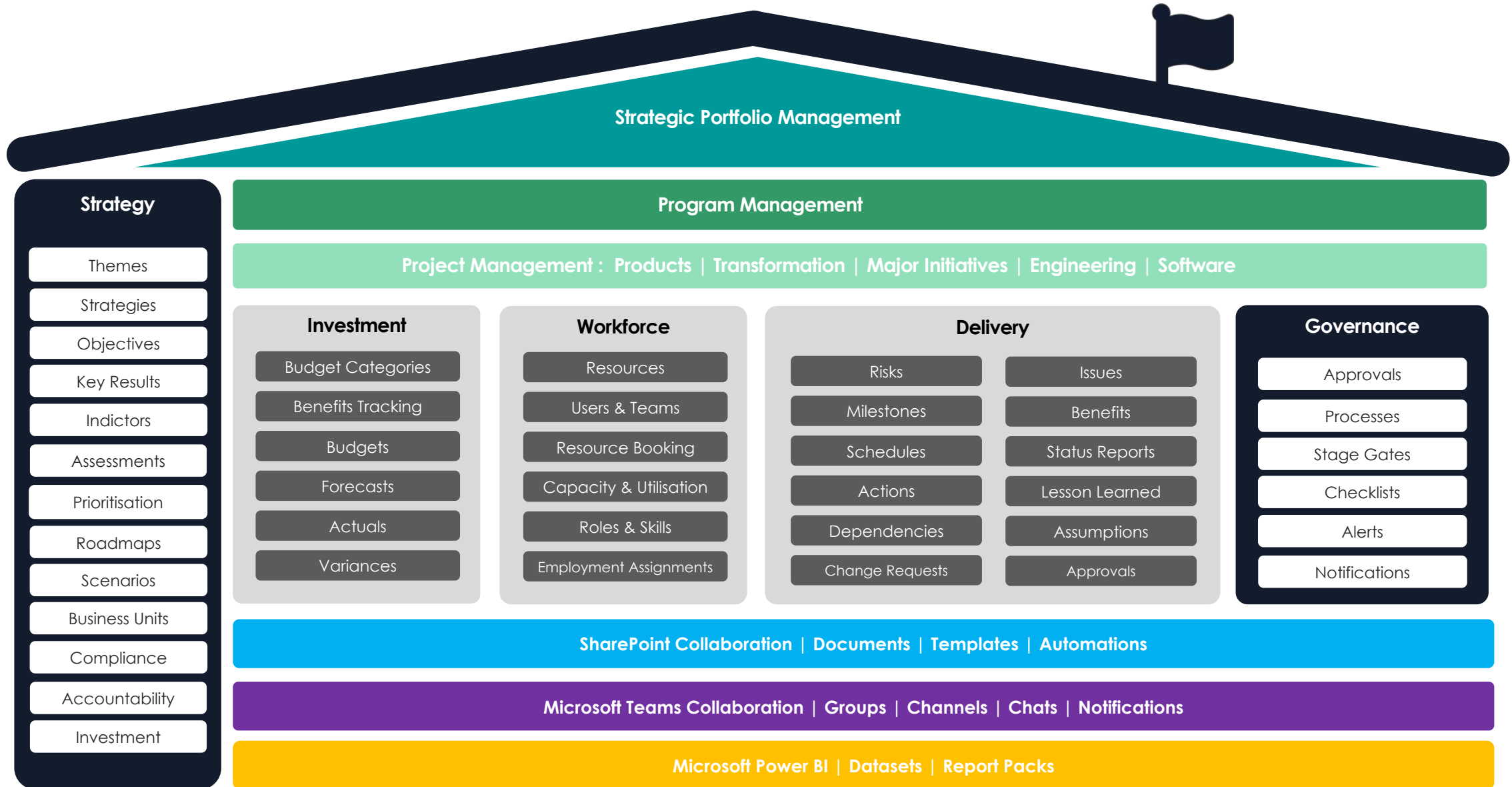


# Align investment to strategic priorities



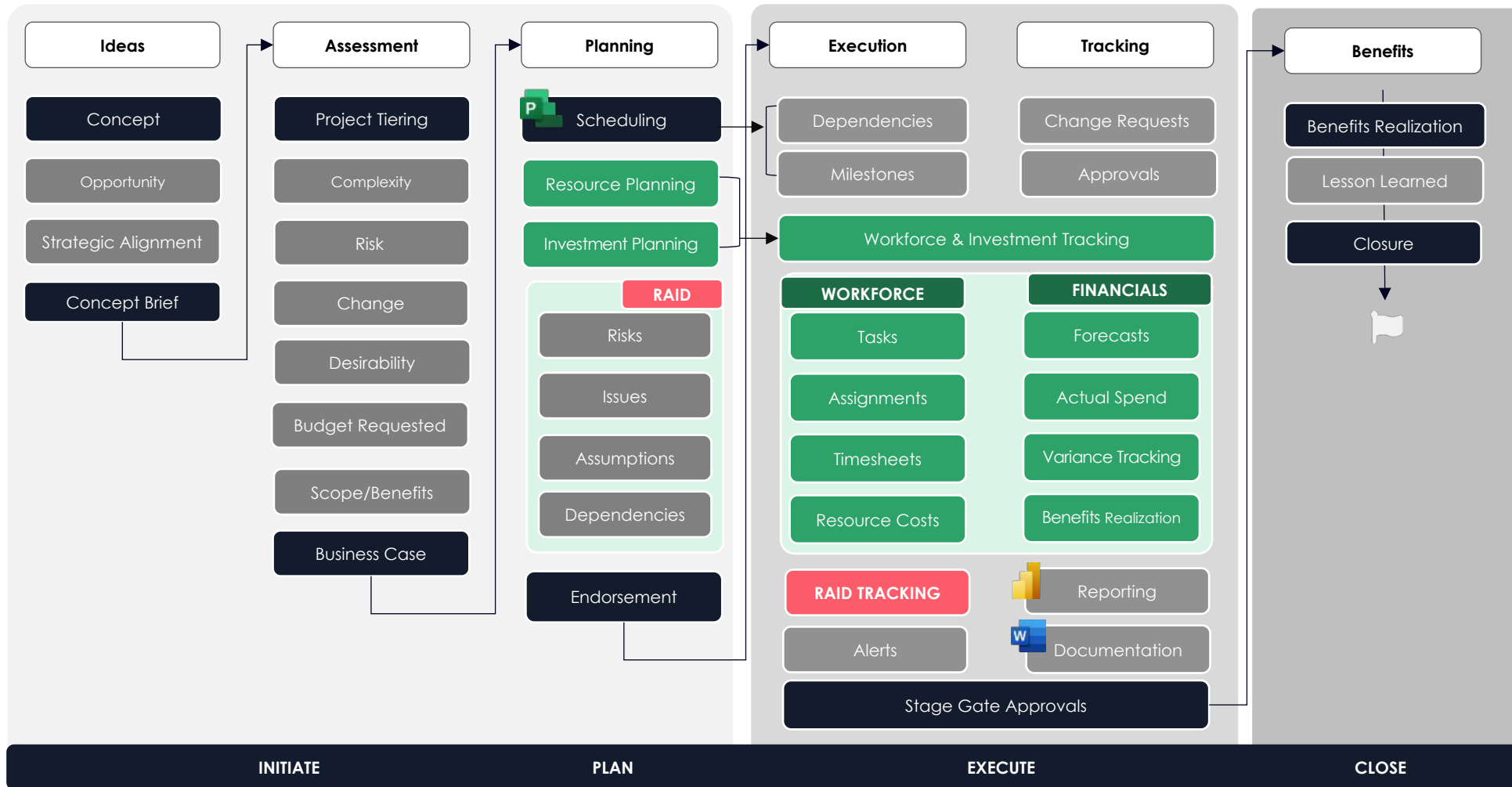


# One platform supporting the entire strategic portfolio





# Adaptive project delivery methodologies





# Rich in features

## Strategic Portfolio Management

- Financial planning and budgeting
- Resource cost planning and actuals
- Procurement process management
- Benefits realisation and tracking
- Integrations with SAP / similar platforms
- What if Analysis Modelling

## Analytics

- Intelligent reporting
- Auto-generation of status reports
- Creation/manipulation of reports
- Project, Program, Portfolio reporting
- Incorporated embedded power bi reports

## Governance

- Compliance, reviews, audits
- Data quality and assurance
- Document and templates
- Automation and configuration
- Embedded E-Learning
- Policies, and frameworks
- Approvals / stage gates / change requests
- Audit tracking
- Waterfall/Agile Delivery
- Automatic Project Tiers via assessment

## Project Controls

- Risk and issue management
- Change request and approvals
- Milestones/Deliverables/Outputs
- Process management and checklists
- Maps and integration to procurement

## Document Generation

- Auto-creation of status reporting
- Template creation with pre-fill data
- Allocation of templates by phase/stage
- Document library storage/version control

## Workforce Management

- Resource calendars
- Resource cost planning/allocation
- Resource approvals and transactions
- Availability Demand Capacity Planning
- Utilization heatmaps

## Innovation Management

- Creation of ideas/concepts
- Integration with teams/employee app
- Approvals via business automation

## Prioritisation

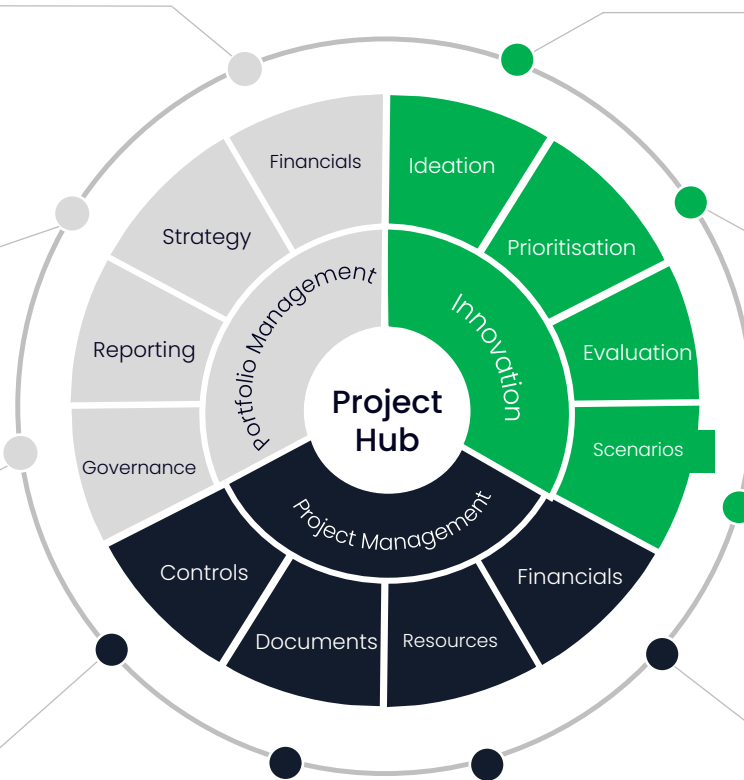
- Risk assessment
- Change assessment
- Complexity assessment
- Prioritisation models
- Project Tiering
- Auto-generation of Templates
- Approvals and Feedback

## What If Analysis

- Modelling of projects based on dates
- Review of investment changes
- Review of resource capacity and availability
- Scenario planning and roadmaps

## Investment Management

- Cost planning against categories
- Cost tracking of resources/vendors
- Budget against funding sources
- Tracking actuals and variances
- Procurement management





# Create and Manage Project Ideas

Prince Henry at Little Bay - Unsav...  
Project

Department of Network and Infrastructure  
Business Unit

Capital Works  
Portfolio

Urban Land Development  
Program

Tier 4  
Project Tier

Process - Project Process...  
Active for 5 months

1. Idea (4 D)

2. Concept

3. Initiation

4. Execution

5. Closure

6. Benefits

Dashboard

Summary

Business Case

Assessment

Changes

Documents

Tasks

RAID

Audit

Project Tier

Tier 4

Show Project Tier Table

No

Complexity Assessment

Complexity of Scope	4	Criteria	1	2	3	4	5
Estimated Duration	3	Complexity of Scope	One team	Working group	Multiple groups	Department	Company Wide
Estimated Total Cost (capex/opex)	2	Estimated Duration	<2 months	<5 months	5-12 months	>12 months	> 2 years
Expected Benefits over 5 years	1	Estimated total cost (capex/opex)	<\$100K	\$100k-\$500K	\$500K-\$10M	\$10-\$2	
Estimated Resource (days)	4	Expected benefits over 5 years	<\$20K	\$20k-\$1M	\$1M-\$10M	\$10-\$2	
Complexity Score	14	Estimated Resource (days)	<45 days	<500 days	500-1500 days	1500-200	
Complexity Type	Small	Complexity Score	<5	5-10	11-15	16-2	
		Complexity Type	Work Request	Minor	Small	Stand	

Create project ideas, and complete assessments, scoring based on project types and tiering

Project Assessment	
Project Budget	\$8,998,324
DVF Score	4.00
Assessment Score	53
Project Tier	Tier 4
Discount Rate	0.05
NPV	-\$5,141,181.14



# Build the business case / generate templates

Project Hub P3M - Unsaved

Project

Asset Management Business

Community Engagement

CSIT Program

Tier 1

Business Unit

Portfolio

Program

Project Tier

Process - Project Process...

Active for 17 days

1. Idea (17 D)

2. Concept

3. Initiation

4. Execution

Dashboard

Summary

Business Case

Assessment

Changes

Documents

Tasks

RAID

Audit

Business Objective

IT leaders commonly conflate PPM and project management, falsely believing that they already have a PPM strategy via their project management playbook. While the tactical focus of project management can help ensure that individual projects are effectively planned, executed, and closed, it is no supplement for the insight into “the big picture” that a PPM strategy can provide

Business Problem

Many organizations falter at PPM by mistaking a set of processes for a strategy. While processes are no doubt important, without an end in mind – such as that provided by a deliberate strategy – they inevitably devolve into inertia or confusion.

Business Impacts

Manage the portfolio as more than just the sum of its parts. Create a coherent strategy to maximize the sum of values that projects deliver as a whole – as a project portfolio, rather than a collection of individual projects. Translate your PPM strategy into specific, tangible near-term and long-term goals, which are realized through a suite of project portfolio management processes tailored to your organization and its culture.

Project Hub P3M - Saved

Project

Process - Project Process...

Active for 17 days

1. Idea (17 D)

Dashboard

Summary

Business Case

Assessment

Changes

Documents

Name

Project Business Case.docx



# Roadmaps and Scenario Planning

OpenSaveSave asCommitCollapse allExpand allZoom inZoom outZoom to fit

Search

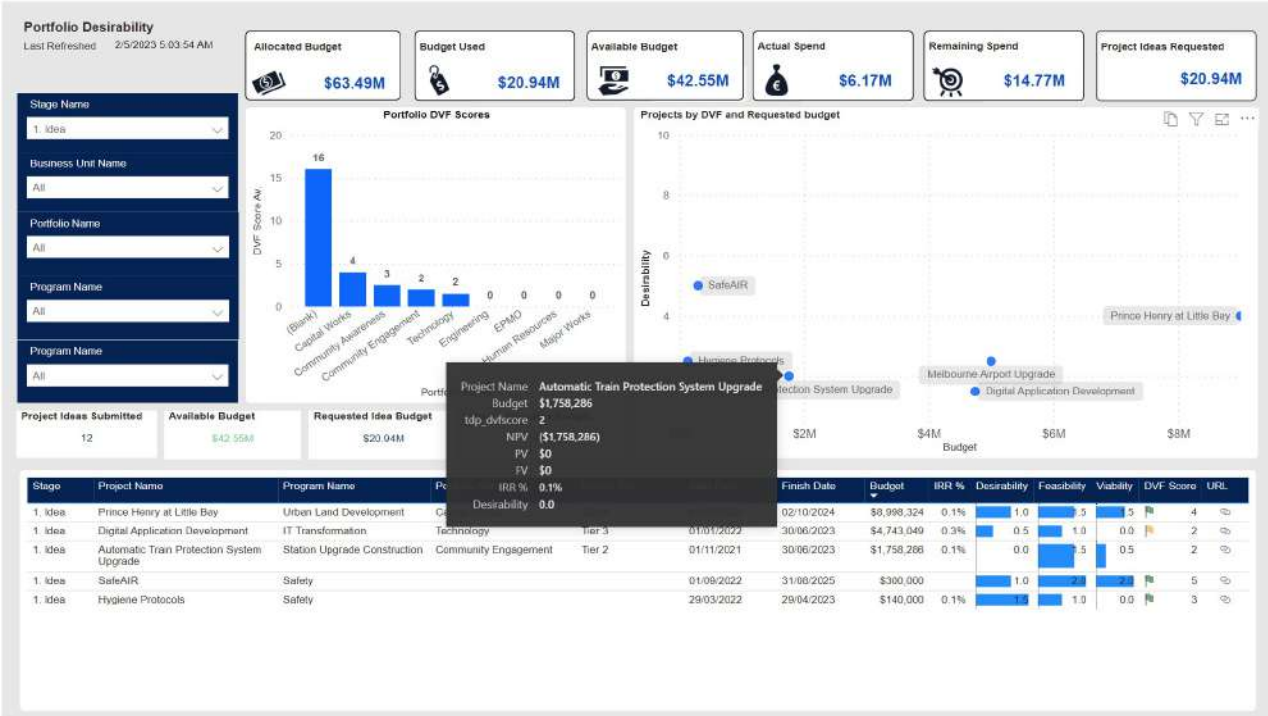
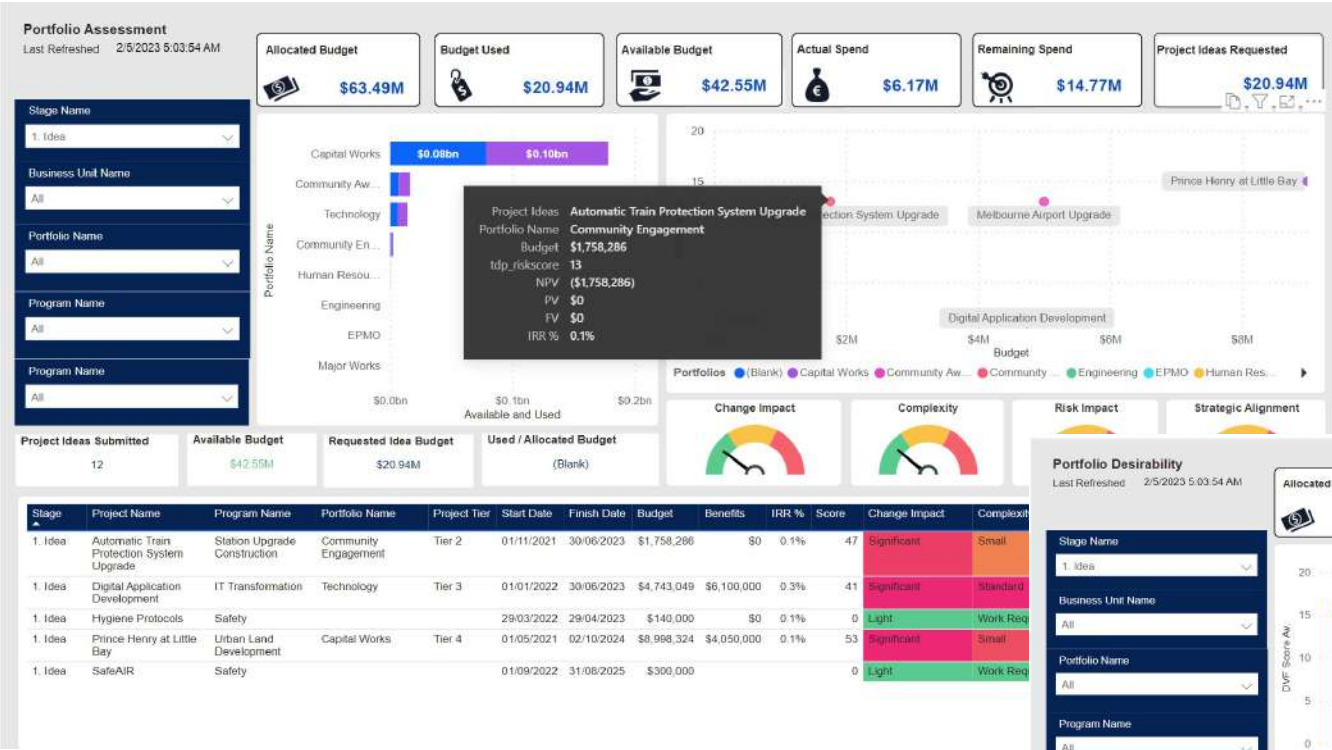
Title	Start ...	End	Jan, 21		Jan, 22		Jan, 23		Jan, 24		Jan, 25		Jan, 26		Jan, 27	
			H1	H2	H1	H2	H1	H2	H1	H2	H1	H2	H1	H2	H1	H2
Capital Works	02/08/2021	01/01/1970														
Urban Land Development	02/08/2021	01/01/1970														
Prince Henry at Little Bay	02/08/2021	02/10/2024														
Gaming	02/08/2022	23/01/1970														
Anthony Program	02/08/2022	31/01/1970														
DOS	24/12/2022	20/01/1970														
Cabal	24/12/2022	10/01/1970														
Cadaver	24/12/2022	10/01/1970														
Cadaver: The Payoff	24/12/2022	10/01/1970														

...

Parent ID	ID	Name	Health	Project Dates	Stage	Tier	Budget	Forecast	Actuals	Benefit Target	Benefits Realised	NPI
	4	Capital Works		01/01/1970 - 01/01/1970			\$0.00	\$234,000.00	\$217,800.00			
4	18	Urban Land Development		01/01/1970 - 01/01/1970			\$231,400.00	\$234,000.00	\$217,800.00			
18	302	Prince Henry at Little Bay		02/08/2021 - 02/10/2024	1. Idea	Tier 1	\$231,400.00	\$234,000.00	\$217,800.00	\$44,444.00	\$22,222,222.00	-\$1

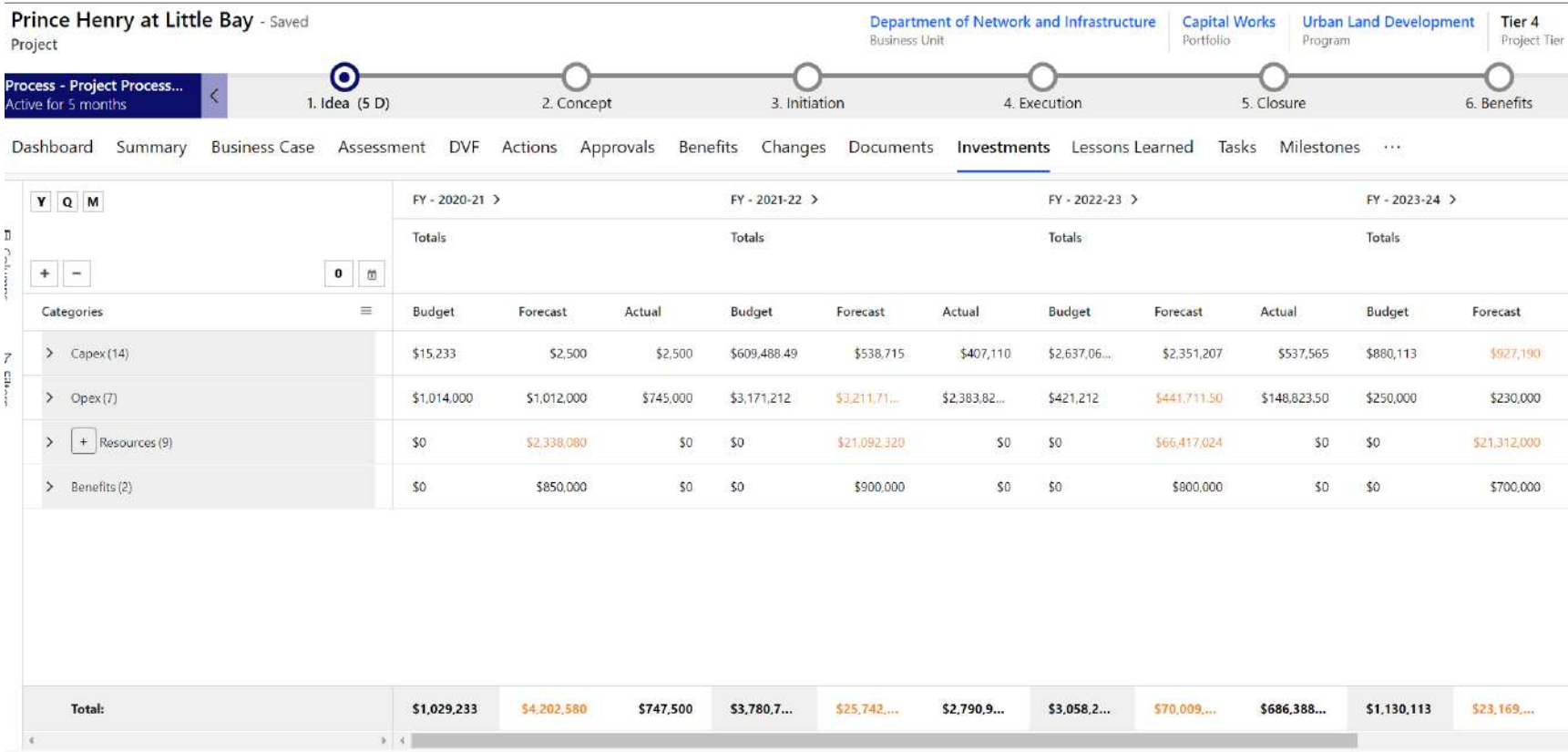


# Assessment and prioritization insights





# Investment budgeting and Finance Integration



Integrate with your favourite finance platform, or take advantage of our bulk uploading via csv from day one!





Add
Delete
Submit

Hours
Days

		May 21	Jun 21	Jul 21	Aug 21	Sep 21					
Role	Preferred	Status	Planned	Available	Planned	Available	Planned	Available	Planned	Available	Planned
		In Progress	0	0	0	0	0	0	0	0	0
Suggested Resources		Approved	5	16	5	17	5	17	0	22	0
BA Business Analyst		In Progress	0	16	0	17	0	17	0	22	0
CM Change Manager		In Progress	0	16	0	17	0	17	0	22	0
DA Data Analyst		Approved	0	21	0	22	0	22	0	22	0
Dir PMO		In Progress	0	17	0	17	0	18	0	18	0
DE Drain Engineer		In Progress	0	17	0	17	0	18	0	18	0
E Engineer		In Progress	15	2	0	17	0	18	0	18	0
H Helpdesk		Approved	0	17	0	17	0	18	0	18	0

By Resource						Hours		Days		Select Role...		Communications		2023	
						Jan 23		Feb 23		Mar 23		Apr 23			
Requested Approval						Planned		Available		Planned		Available		Planned	
Abraham Baker (1)						22		0		22		-2		21	
Abraham Baker						22		0		22		-2		21	
Adyson Townsend (1)						18		4		18		2		18	
Adyson Townsend						18		4		18		2		18	
Alivia McDaniel (1)						18		4		18		2		18	
Alivia McDaniel						18		4		18		2		18	
Angela Cohen (1)						0		22		19		1		19	
Angela Cohen						0		22		19		1		19	
Caroline Weiss (1)						0		22		0		20		0	
Caroline Weiss						0		22		0		20		0	
Cole Duran (2)						20		2		20		0		20	
Cole Duran						10		2		10		0		10	
Cole Duran						10		2		10		0		10	

			Jan 23	Feb 23	Mar 23	Apr 23	May 23	Jun 23	Jul 23	Aug 23	
Preferred	≡	Activity	≡	% Util.	% Util.	% Util.	% Util.	% Util.	% Util.	% Util.	
>	Abraham Baker (1)			100%	110%	91.30%	100%	86.96%	90.91%	95.24%	86.96%
▼	Adyson Townsend (1)			81.82%	90%	78.26%	90%	78.26%	81.82%	85.71%	78.26%
		Christmas Party		81.82%	90%	78.26%	90%	78.26%	81.82%	85.71%	78.26%
>	Alivia Mcdaniel (1)			81.82%	90%	78.26%	90%	78.26%	81.82%	85.71%	78.26%
>	Angela Cohen (1)			0%	95%	82.61%	100%	86.96%	90.91%	95.24%	86.96%
>	Caroline Weiss (1)			0%	0%	0%	0%	0%	0%	0%	0%
>	Cole Duran (2)			45.45%	50%	43.48%	50%	43.48%	0%	0%	0%
▼	Derrick Benitez (1)			95.45%	100%	91.30%	110%	82.61%	104.55%	90.48%	82.61%
		Melbourne Aiprot Up...		95.45%	100%	91.30%	110%	82.61%	104.55%	90.48%	82.61%
>	Emmanuel Caldwell (1)			0%	0%	0%	0%	0%	0%	0%	0%

Filters	<input type="checkbox"/>	Project	≡	Task	≡	Status	≡	Mon	≡	Tue	≡	Wed	≡	Thu	
	<input type="checkbox"/>	Automatic Train Prot...					Awaiting Approval		3		3		3		3
	<input type="checkbox"/>	Bike Shelter Upgrade...					Awaiting Approval		0.5		0.5		0.5		4
	<input type="checkbox"/>	Dam Expansion					Awaiting Approval		6		3		3		3
	<input type="checkbox"/>	Christmas Party					Awaiting Approval		1		1		1		1
	<input type="checkbox"/>	Digital Application D...					Awaiting Approval		3		2		3		3



# RAID Controls

1031 - Saved Risk

Process - Risk to Issue  
Active for 8 months

Risk (8 Mo)

Issue

Summary

Risk Acceptance

Notes

Summary

ID: 1031

Name: 1008 - Cyber Security Risk

Description: This refers to the potential for unauthorized access, use, disclosure, disruption, modification, or destruction of information by criminal or malicious

Details

Type: Project Risk

Status: Open

Risk Appetite: Extreme

Category: Schedule

Review Date: 1/26/2023

Assigned To: Allen Harris (Offline)

Vendor: The Digital Project

Cost Exposure: \$125,000

Risk Assessment

Likelihood: Unlikely

Consequence: Major

Rating: High

Rating (Escalate to)	Low (Project)	Moderate (Project)	High (Project)	Very High (Program)	Extreme (Portfolio)
Almost Certain (5)	Moderate	High	High	Extreme	Extreme
Likely (4)	Moderate	Moderate	High	Very High	Extreme
Possible (3)	Low	Moderate	High	Very High	Very High
Unlikely (2)					
Rare (1)					

1017 - Unsaved Issue

Department of Network and Infrastructure

Capital Works

Urban Land Development

Prince Henry at Little Bay

Summary

Baseline Dates

Details

ID: 1017

Name: The Software is out of

Description: The software required has reached end of life and will require an renewal.

Status: Open

Assigned To: Chad Smith (Offline)

Vendor: The Digital Project

Resolution: Seek new software vendor

Due Date: 14/02/2023

Unlock: No

Rating

Rating: Very High

Assign To: Abby Henderson

Vendor: The Digital Project

Related Risk

Related Risk: 1166

Name: Budget allocation

Likelihood: Unlikely

Consequence: Major

Rating: High

Issue Acceptance Approval

Submit for Approval

Approver

Approval Status

Approval Comments

Dependency Insights

Last Refreshed: 2/6/2023 5:04:48 AM

Project to Vendor

Vendor to Project

Project to Bus Unit

Bus Unit to Project

Project to Project

Open Dependencies: 32

Closed Dependencies: 32

Overdue Dependencies: 32

Project to Project Dependencies

Hygiene Protocols

Emergency Management Software

Budgeting Tool Software

Automatic Train Protection

Enterprise Risk Platform

Team Expansion

more

Digital Application Development

Dependency Type	Provider Project	Provider Vendor	Provider
All	All	All	All

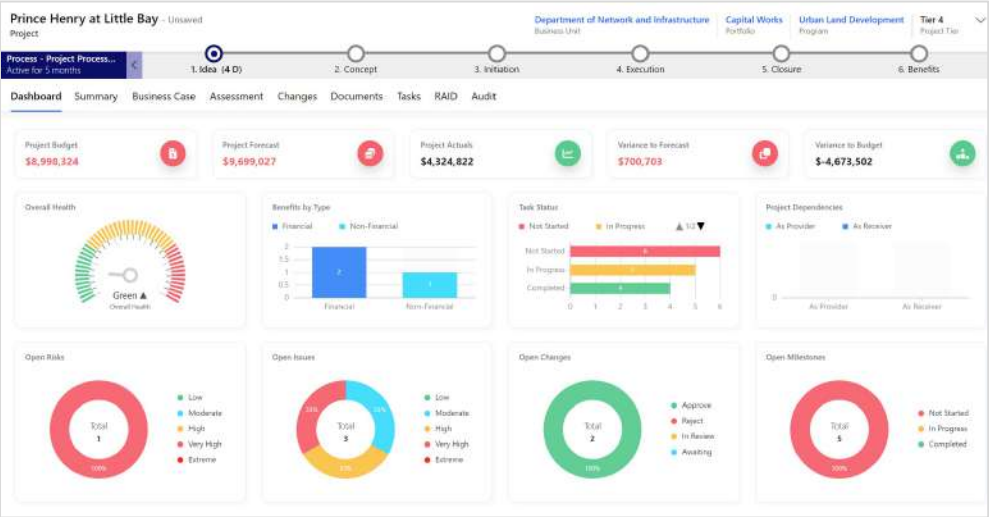
Rating	Receiver Project Name	Receiver Vendor	Receiver Business Unit
All	All	All	All

Name	Providing Project	Receiving Project	Rating	Due Date
Application	Enterprise Project Management		Moderate	
BU Update		Automatic Train Protection System Upgrade	Very High	
Change Costs	Enterprise Project Management		High	
Changing Digital Method	Enterprise Project Management	Enterprise Risk Platform	Moderate	
Common Digital Issues	Dam Expansion		Low	
Common Digital Issues	Enterprise Risk Platform		High	
Cost Level	Enterprise Risk Platform	Dam Expansion	Low	
Cost Plan	Enterprise Project	Workforce	High	9/13/2022

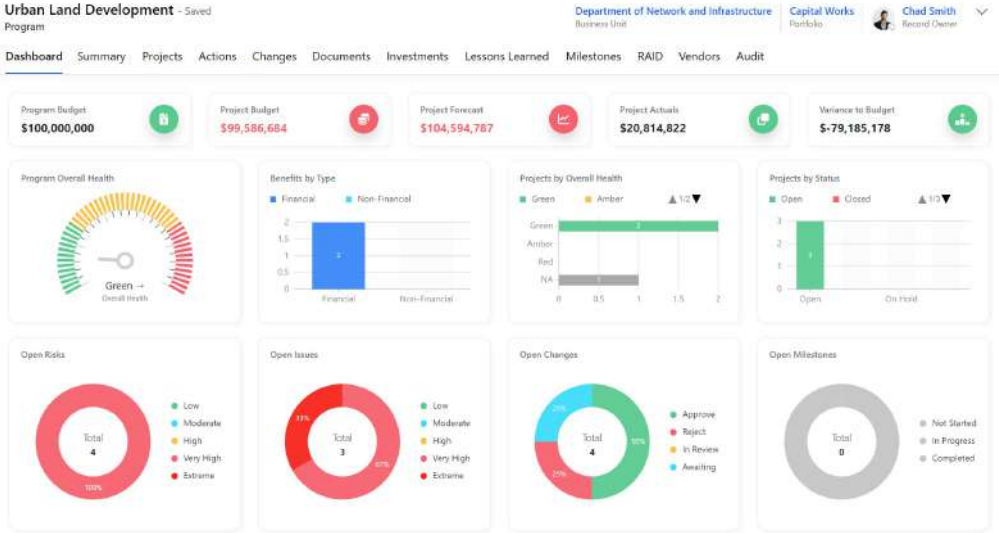
Receiver Milestone Name	Provider Milestone Name
1001: Concept Brief	1002: Change Management Plan



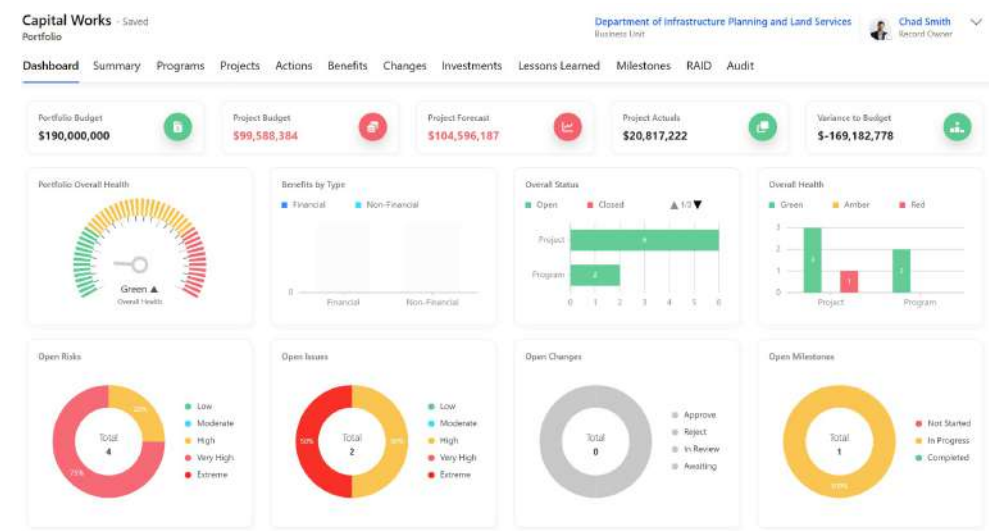
# Project Management



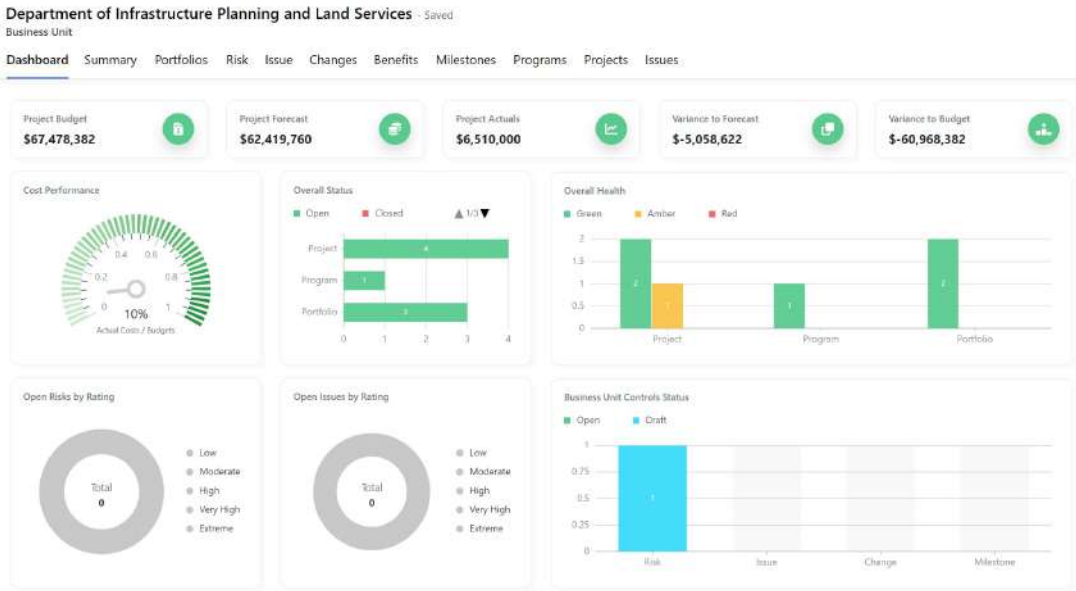
# Program Management



# Portfolio Management

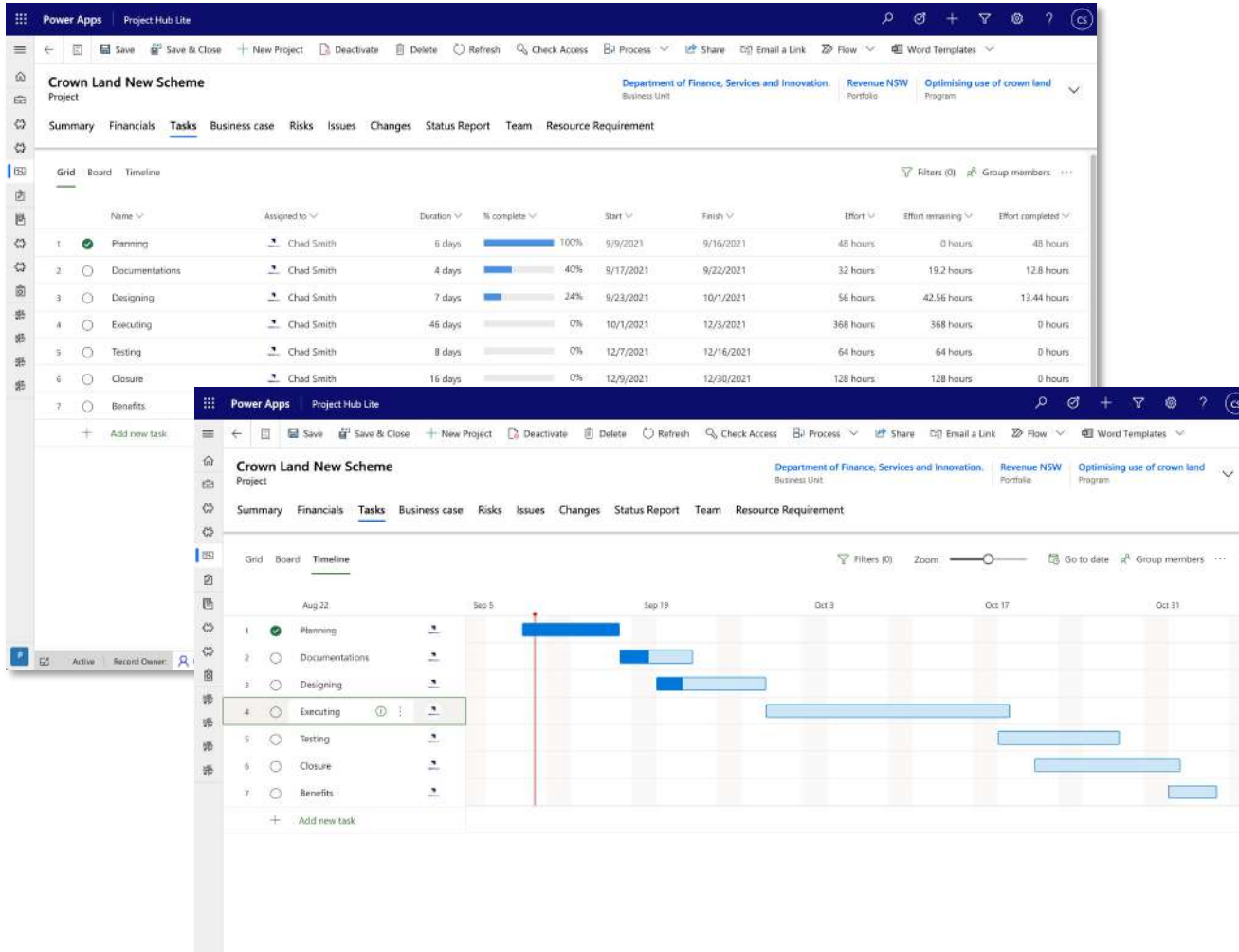


# Business Unit Management

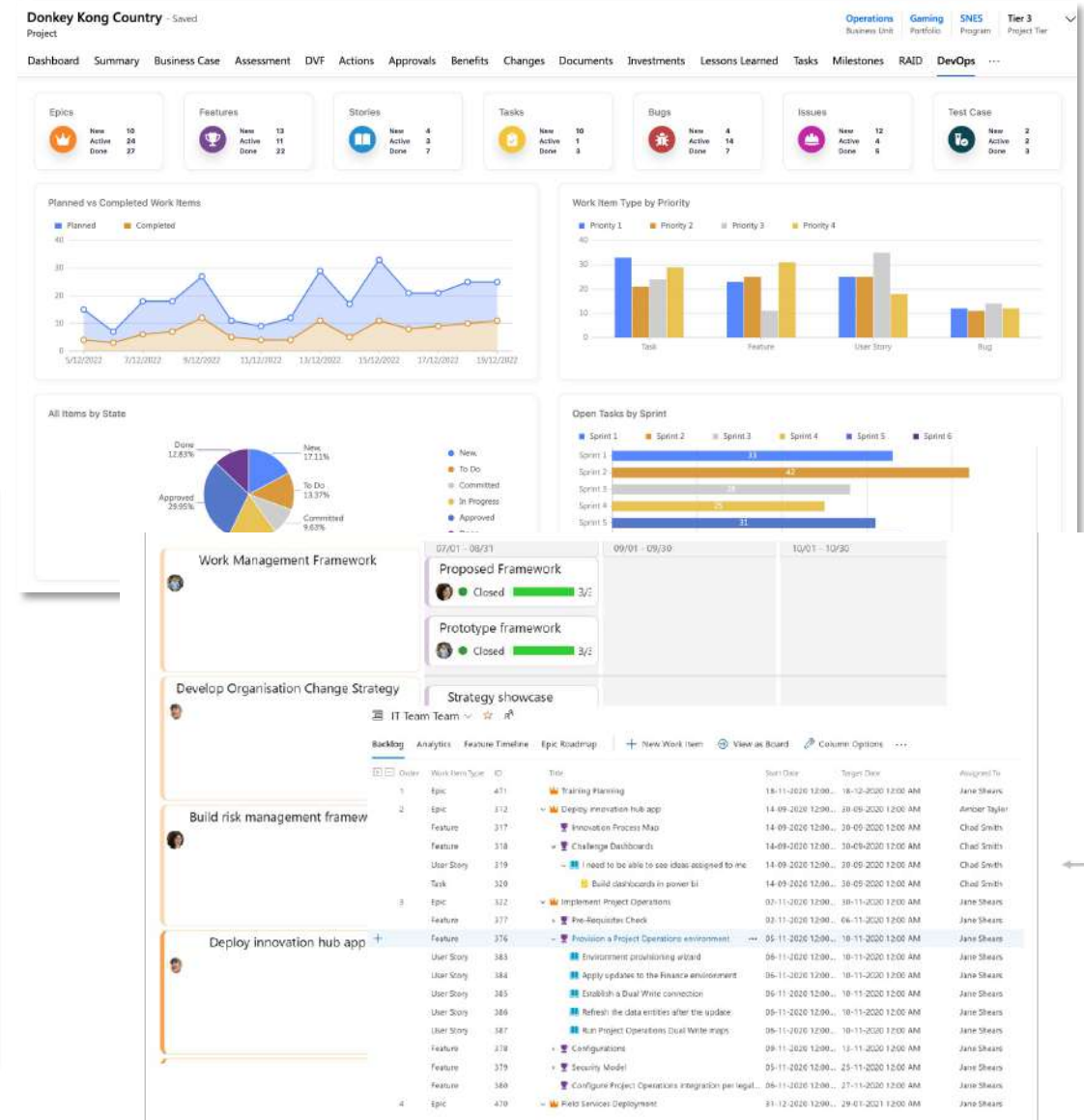




# Microsoft Project for Web



# DevOps/Jira Integration





# Benefits Management (NPV, IRR + Non Financial options)

Donkey Kong Country - Saved

Project

Operations  
Business Unit

Gaming  
Portfolio

SNES  
Program

Tier 3  
Project Tier

DashboardSummaryBusiness CaseAssessmentDVFActionsApprovalsBenefitsChangesDocumentsInvestmentsLessons LearnedTasksMilestonesRAIDResources...

Project Investment  
\$2,023,000

Target Benefits  
\$3,460,000.00

Realised Benefits  
\$1,172,000.00

Project Duration  
467 days

Project Dates  
Feb 2022 - Jun 2023

PV - Present Value  
\$3,295,238.10

FV - Future Value  
\$3,633,000.00

NPV  
\$1,272,238.10

IRR  
71%

Discount Rate  
5%

Project Benefits

+ New Benefit

Add Existing Benefit

Refresh

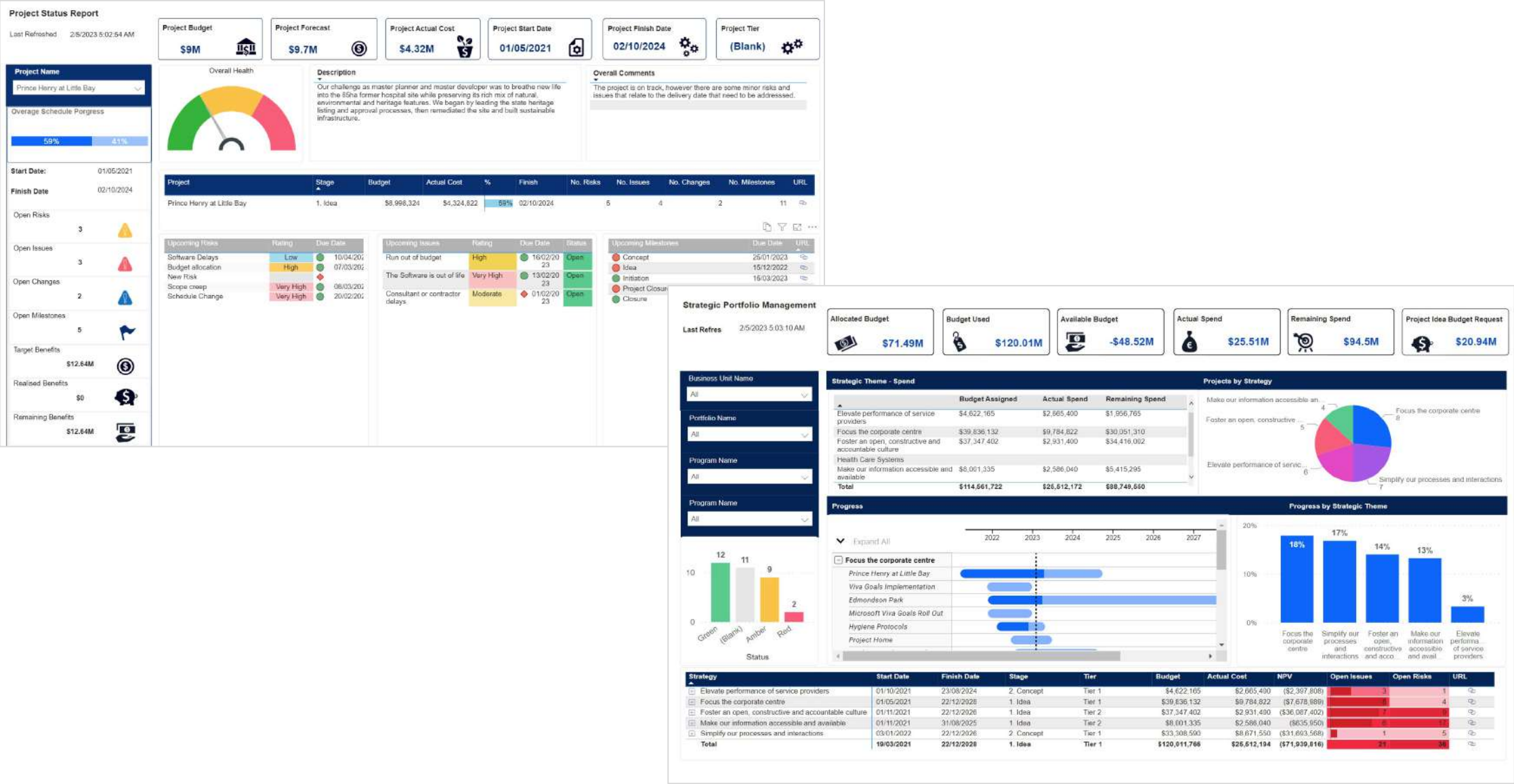
ID	Project	Name	Type	Status	Record Status	Approval ...
1038	Donkey Kong Country	Increase productivity	Financial	Open	Active	
1031	Donkey Kong Country	Reduce safety incidents	Non - Financial	Draft	Active	
1033	Donkey Kong Country	Reduce greenhouse gas emissions	Non - Financial	Draft	Active	
1037	Donkey Kong Country	Horticulture Savings	Financial	Open	Active	
1038	Donkey Kong Country	Reduced activity of aniamis	Non - Financial	Draft	Active	

1 - 5 of 5 (0 selected)

	FY - 2021-22 >			FY - 2022-23 >			FY - 2023-24 >		
Totals				Totals			Totals		
	Budget	Forecast	Actual	Budget	Forecast	Actual	Budget	Forecast	
> Capex (14)	\$2,500	\$2,500	\$609,488.49	\$538,715	\$407,110	\$2,637,06...	\$2,351,207	\$537,565	\$880,113
> Opex (7)	\$1,012,000	\$745,000	\$3,171,212	\$3,211,71...	\$2,383,82...	\$421,212	\$441,711.50	\$148,823.50	\$250,000
> + Resources (9)	\$2,338,080	\$0	\$0	\$21,092,320	\$0	\$0	\$66,417,024	\$0	\$0
Benefits (2)	\$850,000	\$0	\$0	\$900,000	\$0	\$0	\$800,000	\$0	\$0
Financial (2)	\$850,000	\$0	\$0	\$900,000	\$0	\$0	\$800,000	\$0	\$0
Recovery of Costs	\$50,000	\$0	\$0	\$0	\$0				
Dry Zone Improvements	\$800,000	\$0	\$0	\$900,000	\$0	\$0	\$800,000	\$0	\$0



# Status and Strategic Health Reporting



Green (Blank)

Amber

Red

12

11

9

2

Status



# Investment and Benefits Reporting Insights



Investment Budget Allocations by Type per Portfolio

Budget Category Name

Capex

Opex

Portfolio Name	Actuals vs Budget
Capital Works	\$26M
Technology	\$74M

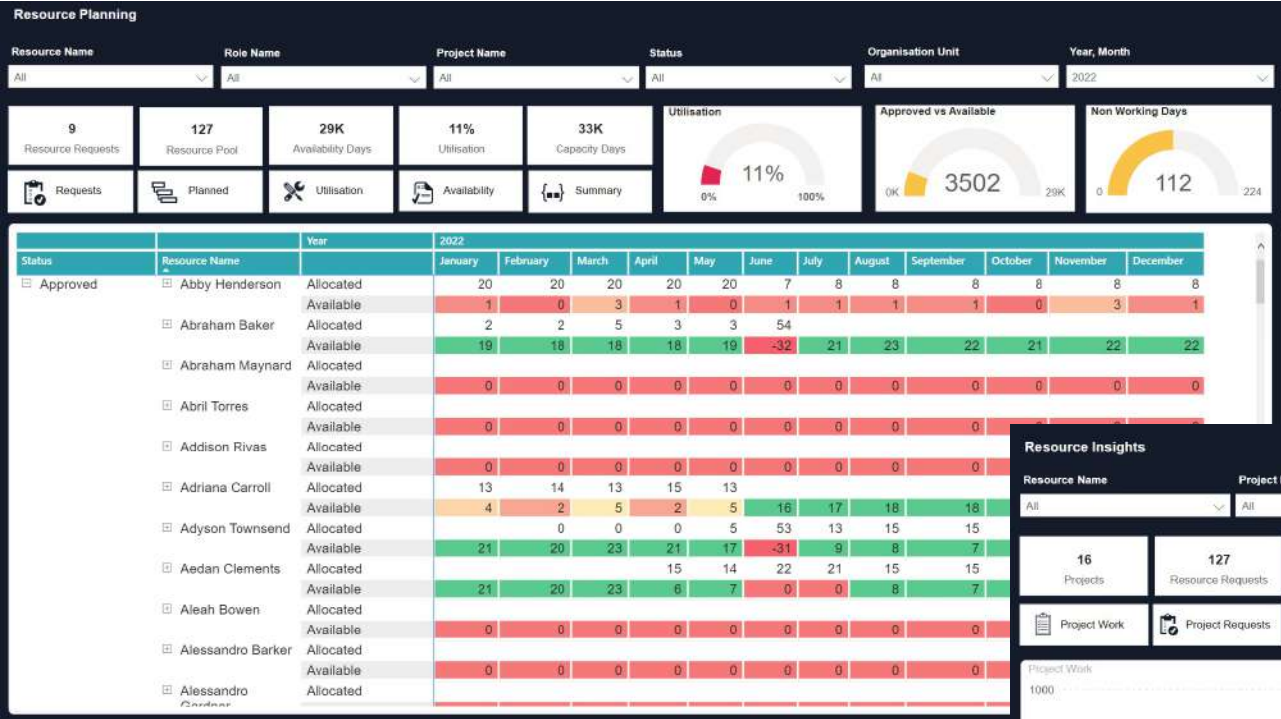


Approved Budget Distribution by Portfolio

Portfolio	Approved Budget
Capital Works	\$100M
Community Awareness	\$5M
Community Engagement	\$35M
Strategy and Investment	\$65M
Technology	\$113M



# Workforce and Scheduling Reporting Insights





# Plans and Pricing

Our plans and pricing is offered below based on an annual commitment pre-paid fee.

## Basic

**\$5k/mo**

Flat fee for up to 250 users  
Ready to deploy for a quick start deployment

- ✓ Project Management
- ✓ Program Management
- ✓ Portfolio Management
- ✓ RAID Registers + Stage Gates
- ✓ MS Project Scheduling
- ✓ Approvals & Workflows
- ✓ Financial & Benefits Management
- ✓ Stage Gates and Documents
- ✓ 15 Power BI Reporting Insights
- ✓ Help Centre Guides Videos

## Standard

**\$8k/mo**

Flat fee for up to 500 users  
Ready to deploy for a quick start deployment

- ✓ Project Management
- ✓ Program Management
- ✓ Portfolio Management
- ✓ RAID Registers + Stage Gates
- ✓ MS Project Scheduling
- ✓ Approvals & Workflows
- ✓ Financial & Benefits Management
- ✓ Workforce Management
- ✓ Stage Gates and Documents
- ✓ 15 Power BI Reporting Insights
- ✓ Help Centre Guides Videos

## Enterprise

**\$10k/mo**

Flat fee for up to 500 users + SLA  
Ready to deploy for a quick start deployment

- ✓ Project Management
- ✓ Program Management
- ✓ Portfolio Management
- ✓ RAID Registers + Stage Gates
- ✓ MS Project Scheduling
- ✓ Approvals & Workflows
- ✓ Financial & Benefits Management
- ✓ Workforce Management
- ✓ Strategy and KPI's
- ✓ Stage Gates and Documents
- ✓ 20 Power BI Reporting Insights
- ✓ Help Centre Guides Videos
- ✓ Unlimited ticketing enhancement SLA



# Microsoft Licensing Requirements

As a Microsoft model-driven Power App, the following licensing is required per user role. Retail Microsoft AU licenses are quoted (check with your LAR)

User Role	Power Apps per App	\$6.90/month	Power BI Pro/Premium	\$13.70/month	Project P1	\$13.70/month
Team Member		X		X		
Project Manager		X		X		X
Program Manager		X		X		X
Portfolio Manager		X		X		X
Administrator		X		X		X

# Microsoft Environment Architecture Requirements

Project Hub P3M is a solution deployed into the organisations Microsoft Dataverse Environment. The below items are required for deployment

Item
Provision a Microsoft Data Verse Sandbox Environment
Provision a Microsoft Data Verse Production Environment
Set up a Power BI Workspace
Set up a SharePoint Document Library
Provision an AD Group for synchronization of end users



# Integration Connectors





GET IN TOUCH

# Learn more..

📍 Level 27, 101 Collins Street, Melbourne, Australia

👁️ 8:00 – 19:00 every day

🌐 [www.thedigitalproject.com.au](http://www.thedigitalproject.com.au)

✉️ [hello@thedigitalproject.com.au](mailto:hello@thedigitalproject.com.au)

☎️ +61 3 9653 6439

